





Olive and Sally's Cardboard Critters

Please see our website for instructions.


SNAKE OR WORM



CUT ALONG TEMPLATE
LINES WITH SCISSORS
OR AN XACTO BLADE.
TO MAKE A WORM,
OMIT THE TONGUE



FOLD IN TWO PLACES ALONG THE
BODY TO HELP YOUR CRITTER STAND

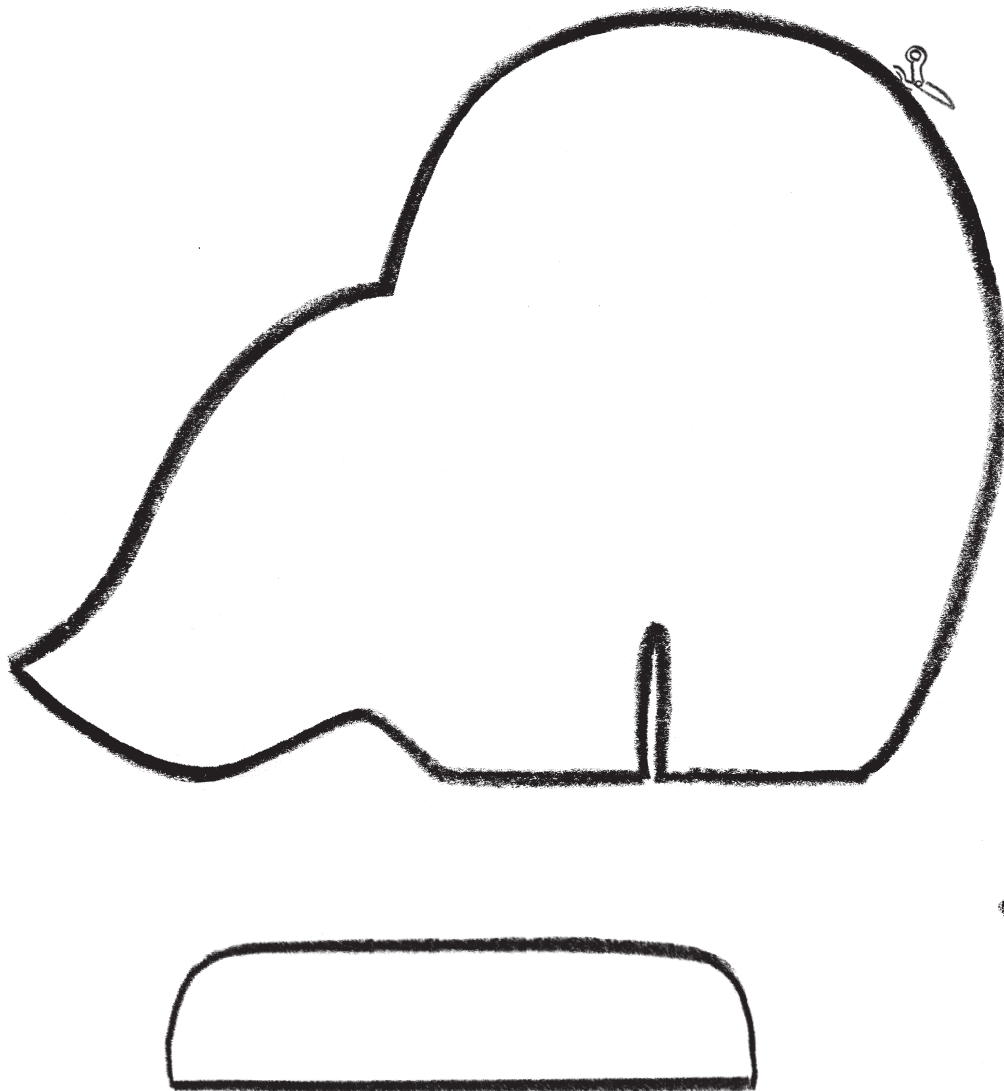





Olive and Sally's Cardboard Critters

Please see our website for instructions.

OWL



CUT ALONG
TEMPLATE
LINES WITH
SCISSORS OR
AN XACTO
BLADE






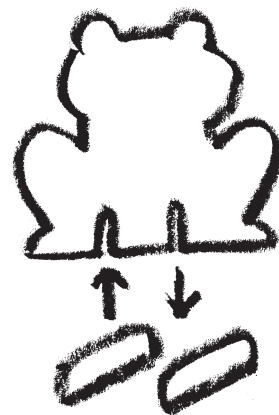
Olive and Sally's Cardboard Critters

Please see our website for instructions.

FROG



CUT ALONG
TEMPLATE LINES
WITH SCISSORS
OR AN XACTO
BLADE





Olive and Sally's Cardboard Critters

Please see our website for instructions.

DOGGIE

